

EXPLODING KITTENS THE RULES

PLAYERS: 2 - 10
CONTENTS: 120 CARDS

HEY! DON'T READ THESE RULES!

READING IS THE WORST WAY TO
LEARN HOW TO PLAY A GAME.

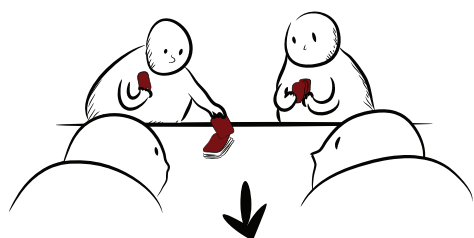
INSTEAD, GO ONLINE AND WATCH
OUR INSTRUCTIONAL VIDEO:

EXPLODINGKITTENS.COM/EKPARTYPACK/HOW



HOW IT WORKS

In the deck of cards are some Exploding Kittens. You play the game by putting the deck face down and taking turns drawing cards until someone draws an Exploding Kitten.



When that happens, that person explodes and they are out of the game.



All of the other cards will give you powerful tools to help you avoid exploding!

This process continues until there's only 1 player left, who wins the game.

BASICALLY

IF YOU EXPLODE, YOU LOSE.

AND YOU ARE FULL OF INCENDIARY LOSER SADSAUCE.

IF YOU DON'T EXPLODE, YOU WIN.

AND YOU ARE FULL OF GREATNESS. GOOD JOB, BUDDY.

AND ALL OF THE OTHER CARDS

WILL LESSEN YOUR CHANCES OF GETTING
EXPLODED BY EXPLODING KITTENS.

FOR EXAMPLE

You could use a **See the Future** to peek at the top few cards in the Draw Pile.



If that reveals an Exploding Kitten, you could then use a **Skip** to end your turn and avoid drawing it.



SETUP

1 To start, remove all the Exploding Kittens (9) from the deck and set them aside.



2 Now, look through the remaining deck and based on the number of players, use the following cards:

2 - 3 PLAYERS: Use only the cards WITH a paw print in the corner.



4 - 7 PLAYERS: Use only the cards WITHOUT a paw print in the corner.



8 - 10 PLAYERS: Use all of the cards.

Put any unused cards back in the box, you won't need them.

3 Remove all of the Defuses from the deck and deal 1 to each player.

Insert the extra Defuse(s) back into the deck (if there are any).



DEFUSE CARDS

Defuses are the most powerful card in the game. These are the only cards that can save you from exploding. If you draw an Exploding Kitten, instead of dying, you can play a Defuse and reinsert the Kitten back into the Draw Pile anywhere you'd like in secret.

Try to get as many Defuses as you can.

4 Shuffle the deck and deal 7 cards face down to each player. Everyone now has a hand of 8 cards total (7 cards + 1 Defuse). Look at your cards but keep them secret.

5 Insert enough Exploding Kittens back into the deck so that there is 1 fewer than the number of people playing. Remove any extra Exploding Kittens from the game.

FOR EXAMPLE

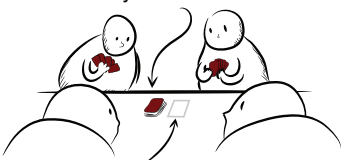
For a 4 player game, insert 3 Kittens.
For a 3 player game, insert 2 Kittens.
This ensures that everyone eventually explodes except for 1 person.



Note: For a 2 - 3 player game, the Exploding Kittens you insert will be the only cards that do not have paw prints.

6 Shuffle the deck, and put it face down in the middle of the table.

This is your Draw Pile.



(Be sure to leave some space for a Discard Pile as well.)

7 Pick a player to go first. (Some sample criteria: most excited to go first, most intimidating odor, shortest spleen, etc.)

TAKING YOUR TURN

1 Gather all 8 of your cards into your hand and look at them. Do one of the following:

PLAY

Play a card from your hand by placing it FACE UP on top of the Discard Pile. Follow the instructions on the card.



Read the text on a card to learn what it does.

After you follow the instructions on the card, you can play another card. You can play as many cards as you'd like.

OR

PASS

Play no cards.



2 End your turn by drawing a card from the top of the Draw Pile into your hand and hoping it's not an Exploding Kitten.



Play continues clockwise around the table.

REMEMBER

Play as many or as few cards as you'd like, then draw a card to end your turn.

IMPORTANT!

Play-or-Pass, then DRAW.
Play-or-Pass, then DRAW.



ENDING THE GAME

Eventually every player will explode except for one, who wins the game!

You won't ever run out of cards in the Draw Pile because you inserted enough Exploding Kittens to kill all but 1 player.

THREE MORE THINGS

- ✓ A good strategy generally is to save your cards early in the game while your chance of exploding is low.
- ✓ You can always count the cards left in the Draw Pile to figure out the odds of exploding.
- ✓ There is no maximum or minimum hand size. If you run out of cards in your hand, there's no special action to take. Keep playing. You'll draw at least 1 more card on your next turn.

STOP READING! GO PLAY!

IF YOU HAVE QUESTIONS ABOUT SPECIFIC CARDS,
FLIP THIS SHEET OVER. →

EXPLODING KITTENS FIELD GUIDE

YOU ONLY NEED THIS IF YOU HAVE QUESTIONS ABOUT SPECIFIC CARDS




EXPLODING KITTEN 9 CARDS


You must show this card immediately. Unless you have a Defuse, you're dead. When you die, put the kitten that killed you face up in front of you so everyone can see that you're dead, and put the rest of your cards face down in front of you.

DEFUSE 3 WITH PAW 7 WITHOUT

If you draw an Exploding Kitten, you can play this card instead of dying. Place your Defuse in the Discard Pile.



Then take the Exploding Kitten, and without reordering or viewing the other cards, secretly put it back in the Draw Pile anywhere you'd like.



Your turn is over after playing this card.

Want to hurt the player right after you? Put the kitten right on top of the deck. If you'd like, hold the deck under the table so that no one else can see where you put it.

ATTACK (2X) 2 WITH PAW 3 WITHOUT

End your turn without drawing a card, and immediately force the next player to take 2 turns in a row.

If the victim of an Attack plays this card on any of their turns, the attacks "stack" and their turns are immediately transferred to the next player, who must take the Attacker's current and remaining untaken turn(s) PLUS 2 additional turns.

For Example: If the victim of an Attack plays another Attack, the next player must take 4 turns. However, if the victim completes 1 turn, and THEN plays an Attack on their second turn, the next player must take only 3 turns.

TARGETED ATTACK (2X) 2 WITH PAW 3 WITHOUT

End your turn without drawing a card, and immediately choose any player (including yourself) to take 2 turns in a row. If the victim of an Attack plays any type of Attack, the Attacks "stack." (See the "Attack" rules for more details.)

SKIP 4 WITH PAW 6 WITHOUT

Immediately end your turn without drawing a card.

If you play a Skip as a defense to an Attack, it only ends 1 of the 2 turns. 2 Skips would end both turns.

SEE THE FUTURE (3X) 3 WITH PAW 3 WITHOUT

Privately view the top 3 cards from the Draw Pile and put them back in the same order. Don't show the cards to the other players.

ALTER THE FUTURE (3X) 2 WITH PAW 4 WITHOUT

Privately view the top 3 cards from the Draw Pile and rearrange them in any order you'd like. Return them to the top of the Draw Pile face down. Don't show the cards to the other players.

SHUFFLE 2 WITH PAW 4 WITHOUT

Shuffle the Draw Pile until the next player tells you to stop.

Useful when you know there's an Exploding Kitten coming.

DRAW FROM THE BOTTOM 3 WITH PAW 4 WITHOUT

End your turn by drawing the bottom card from the Draw Pile.

FAVOR 2 WITH PAW 4 WITHOUT

Force any other player to give you 1 card from their hand. They choose which card to give you.


NOPE 4 WITH PAW 5 WITHOUT

Stop any action except for an Exploding Kitten or a Defuse. It's as if the card beneath a Nope never existed.

You can also play a Nope on another Nope to negate it and create a Yup, and so on.


You can play a Nope at any time before an action has begun, even if it's not your turn. Any cards that have been Noped are lost. Leave them in the Discard Pile.

You can even play a Nope on a Special Combo.



CAT CARDS 3 OF EACH WITH PAW 4 OF EACH WITHOUT

These cards are powerless on their own, but if you collect any 2 matching Cat Cards, you can play them as a pair to steal a random card from any player. They can also be used in Special Combos.



FERAL CAT 2 WITH PAW 4 WITHOUT

Use as any Cat Card.

This card cannot be used as a non-Cat Card (Shuffle, Attack, etc).

EXAMPLE TURN

YOU SUSPECT THE TOP CARD IN THE DRAW PILE IS AN "EXPLODING KITTEN." SO INSTEAD OF PASSING AND THEN DRAWING A CARD TO END YOUR TURN, YOU DECIDE TO PLAY A "SEE THE FUTURE" ALLOWING YOU TO PRIVATELY PEEK AT THE TOP 3 CARDS IN THE DRAW PILE.

WHILE VIEWING THE TOP 3 CARDS YOU SEE THAT YOU WERE RIGHT, AND THE TOP CARD (THE CARD YOU'RE ABOUT TO DRAW) IS AN "EXPLODING KITTEN."



YOU DECIDE TO PLAY AN "ATTACK" TO END YOUR TURN AND FORCE THE NEXT PLAYER TO TAKE 2 TURNS.



BUT THEN ANOTHER PLAYER PLAYS A "NOPE," WHICH CANCELS YOUR "ATTACK," SO IT'S STILL YOUR TURN.



YOU DON'T WANT TO DRAW THAT TOP CARD AND EXPLODE, SO YOU PLAY A "SHUFFLE" AND RANDOMLY SHUFFLE THE DRAW PILE.



WITH THE DECK FRESHLY SHUFFLED, YOU DRAW THE TOP CARD TO END YOUR TURN AND HOPE IT'S NOT AN "EXPLODING KITTEN."




SPECIAL COMBOS

(READ THIS AFTER YOU'VE PLAYED YOUR FIRST GAME)

TWO OF A KIND

Playing matching pairs of Cat Cards (where you get to steal a random card from another player) no longer only applies to Cat Cards. It now applies to ANY pair of cards with the same title (a pair of Shuffle Cards, a pair of Skip Cards, etc). Ignore the instructions on the cards when you play them as a Special Combo.



THREE OF A KIND

Exactly the same as Two of a Kind, but you get to name the card you want from the other player. If they have it, you get to take it. If not, you get nothing. Ignore the instructions on the cards when you play them as a Special Combo.

